



TECHNICAL SHEET N°1

Please, refer to sheet n°2 about the ATEX



# SOBA Ex Certified ATEX (EC HY 2000 ECO)



## FLOAT LEVEL REGULATOR For automatic regulation with several devices

ATEX Marking code - CE 0081 II 1 G EEx ia IIC T6 IP6X T°70°C



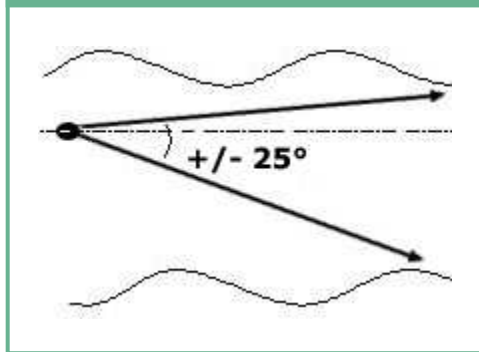
### USE

VR – Emptying / Filling

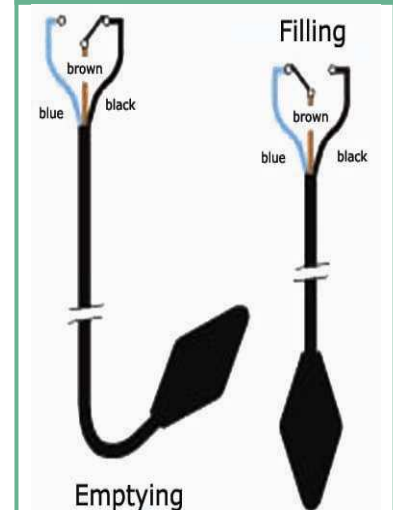
### SIZE

Height: 200 mm – Diameter: 92 mm

### DIFFERENTIAL ANGLE



### WIRING



Please, refer to the connection diagram enclosed to each float delivered.

### APPLIANCES

Same applications as the SOBA HR HY model. However, it is especially designed for working in explosive gas areas : solvents, hydrocarbons, alcohols, chemical and pharmaceutical products (please, refer to the SOBA HR HY technical sheet)

### TECHNICAL CHARACTERISTICS

Operation mode	Omnidirectional
Allowed fluid density	0,80 a 1,10
Maximum pressure	4 bars
Maximum temperature	T6 i.e. from -20°C to +70°C / idem
Protection index	IP 6X
Electric characteristics	24 VAC/VDC – 10 mA or 12 VAC/VDC – 100 mA
Obligatory connection	With intrinsic safety relay
Microswitch	Gold plated reverser contacts
Biconical shell (2)	Copolymer polypropylene + HR HY (hypalon)
Cable	HR HY (hypalon) H07RN8-F
Cable type	3 conductors 1 mm <sup>2</sup>
Float weight without cable	300 g
Cable weight	HR HY 110 g/m
Adjustable ballast on cable (series)	Loaded resin 250 g
Standard cable length (series)	5, 10, 15, 20, 25 and 30 m (other lengths on request)



TECHNICAL SHEET N°2  
Complement to sheet n°1 about ATEX




# SOBA Ex

## Certified ATEX (EC HY 2000 ECO)



## FLOAT LEVEL REGULATOR

For automatic regulation with several devices

ATEX Marking code - CE 0081  II 1 G EEx ia IIC T6 IP6X T°70°C



### ATEX CERTIFICATION – WHAT YOU SHOULD KNOW

It is important to know that the level regulation devices certified ATEX are compulsory in the main pumping stations, granular silos and some pulverulent materials storage facilities. It is also important to know that only the user can define, before the installation, if it deals or not with a pumping station or a silo with explosive risks. The atmosphere is classified 0, 1, 2 for gas and 20, 21, 22 for dusts. So, it is highly recommended taking no risks in this situation as it can trigger disastrous consequences.

PROTECTION- The SOBA Ex (EC HY 2000 ECO) are designed and certified for use in hazardous areas classified 0, 1, 2 (gas) and 20, 21, 22 (dusts). They are conform to the following standards:

- EN 50014 (1992)
  - NF EN 50014 (1993)
  - EN 50281-1-1 (1998)
  - EN 50281-1-2 (1998)
  - EN 50020 (1994)
  - NF EN 50020 (1995)
  - Potentially explosive areas EEX ia of the group IIC.
- Certified LCIE 00 ATEX 6003 X dated 2000/02/15 according to the Directive 94/9/CE

CONNECTION - **BE CAREFUL !** The non-respect of the following instructions can have serious consequences. These floats must only be connected to an intrinsically safe associated apparatus certified type. Such apparatus must be compatible with the intrinsic security instructions and must not exceed the floats electric characteristics values mentioned on the technical sheet n°1. The non respect of that would trigger the destruction of the microswitches gold plated contacts. All connections must be performed according to the Low Voltage Directive and Intrinsic Safety instructions.

$L_1 \leq 2\mu\text{H}$  and  $C_1 \leq 203 \text{ pF}$  with 2 m cable length.  $U_0 \leq 30\text{V}$ ,  $I_0 \leq 100 \text{ mA}$ ,  $P_0 \leq 0.75 \text{ W}$

**IMPORTANT**- A use which is not specified by the constructor or an non competent authority intervention can damage the working of these devices and trigger serious consequences. The manufacturer denies all responsibility if the user does not respect the rules in relation with the protections against sanitary, fire and explosion risks.

PRODUCT FOLLOW-UP – The number of the series and the year of production appear on each device delivered.

AT YOUR DISPOSAL - LCIE 00 ATEX 6003 X certificate dated 2000/02/15. Information about the intrinsic safety relays. Connection diagrams...